



HAYES MANSION

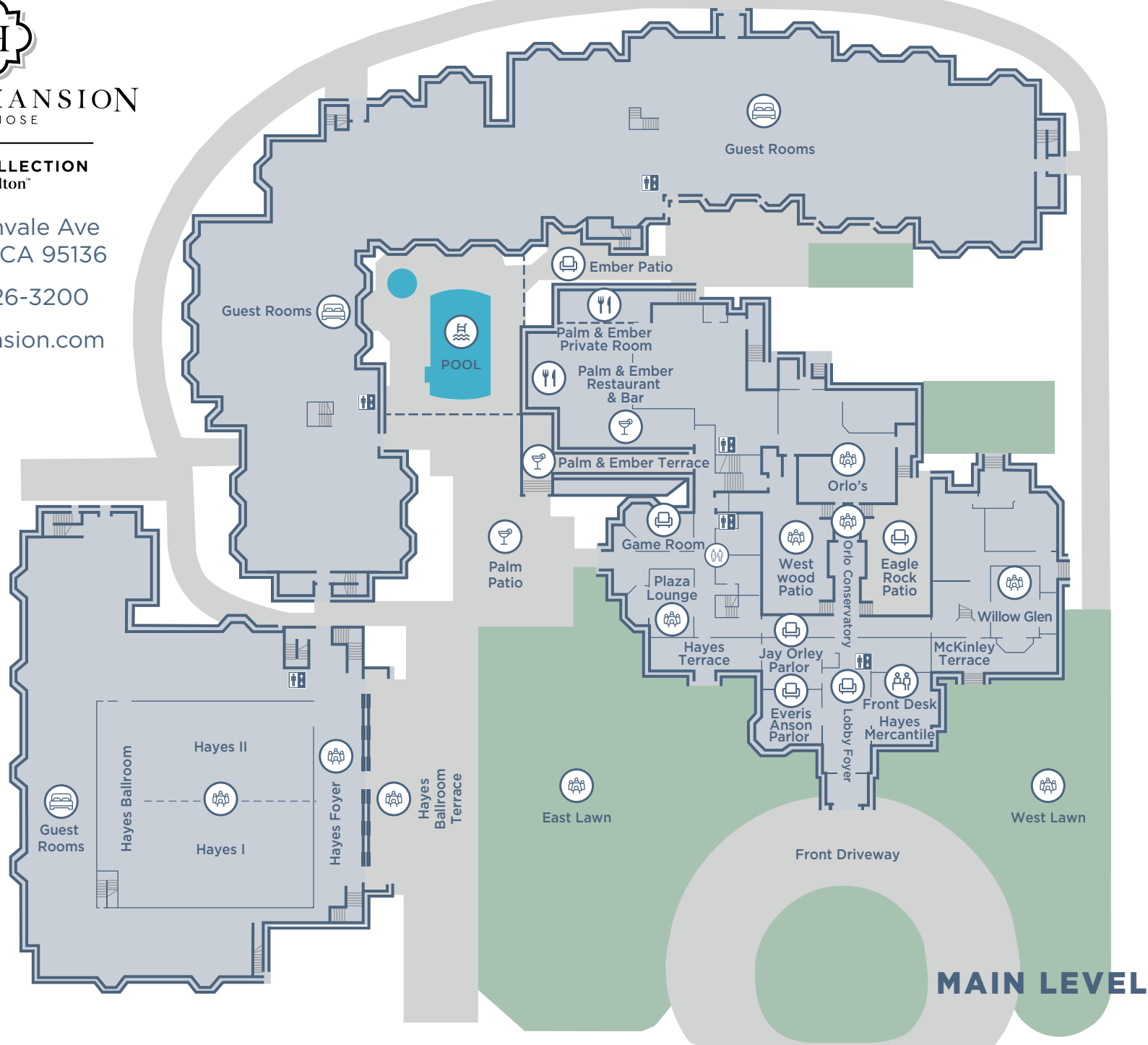
SAN JOSE

CURIO COLLECTION
by Hilton™

200 Edenvale Ave
San Jose, CA 95136

(408) 226-3200

HayesMansion.com





HAYES MANSION

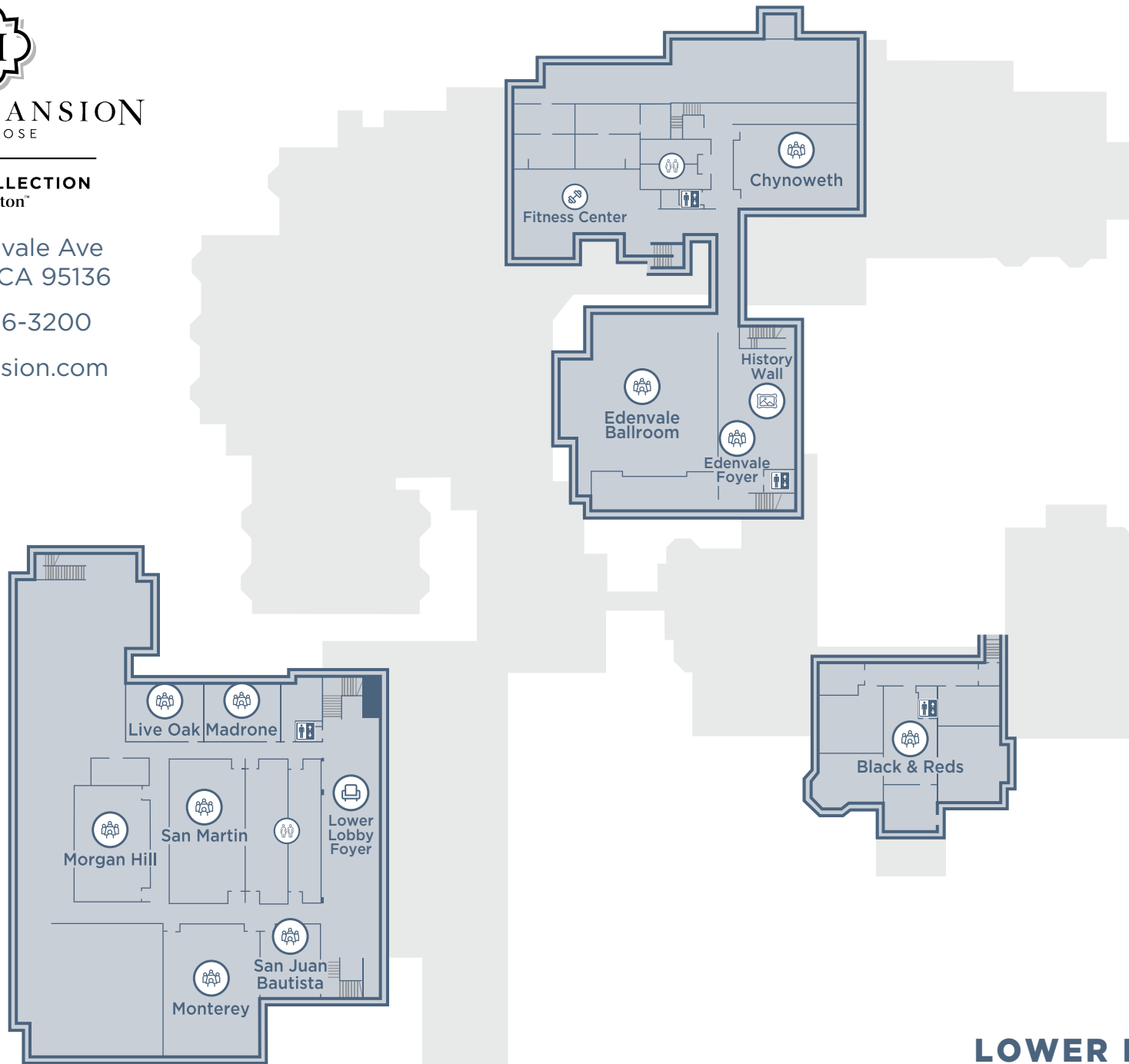
SAN JOSE

CURIO COLLECTION
by Hilton™

200 Edenvale Ave
San Jose, CA 95136

(408) 226-3200

HayesMansion.com



LOWER LEVEL



HAYES MANSION

SAN JOSE

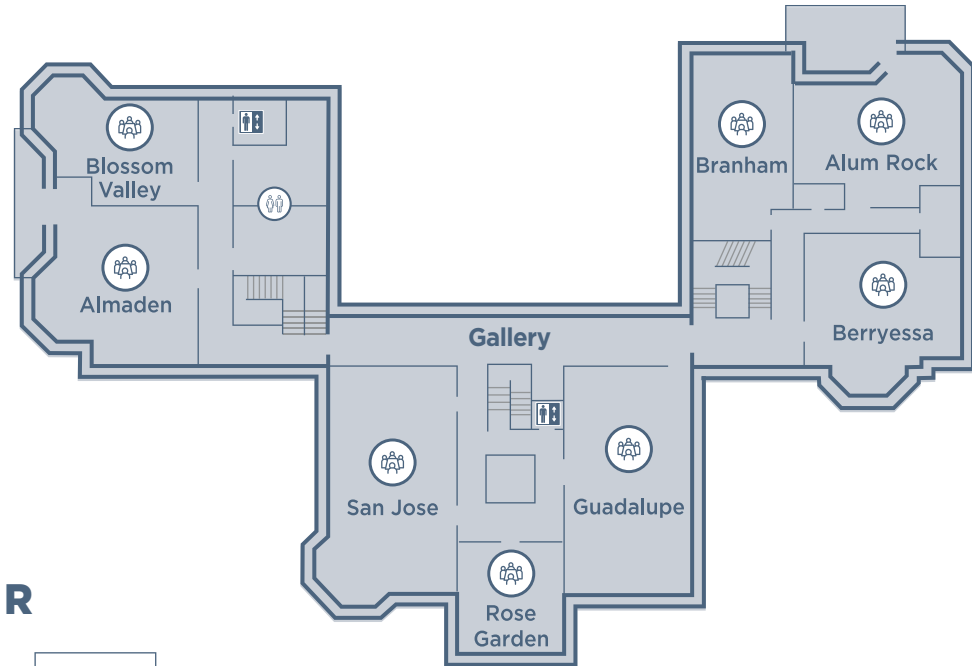
CURIO COLLECTION
by Hilton™

200 Edenvale Ave
San Jose, CA 95136

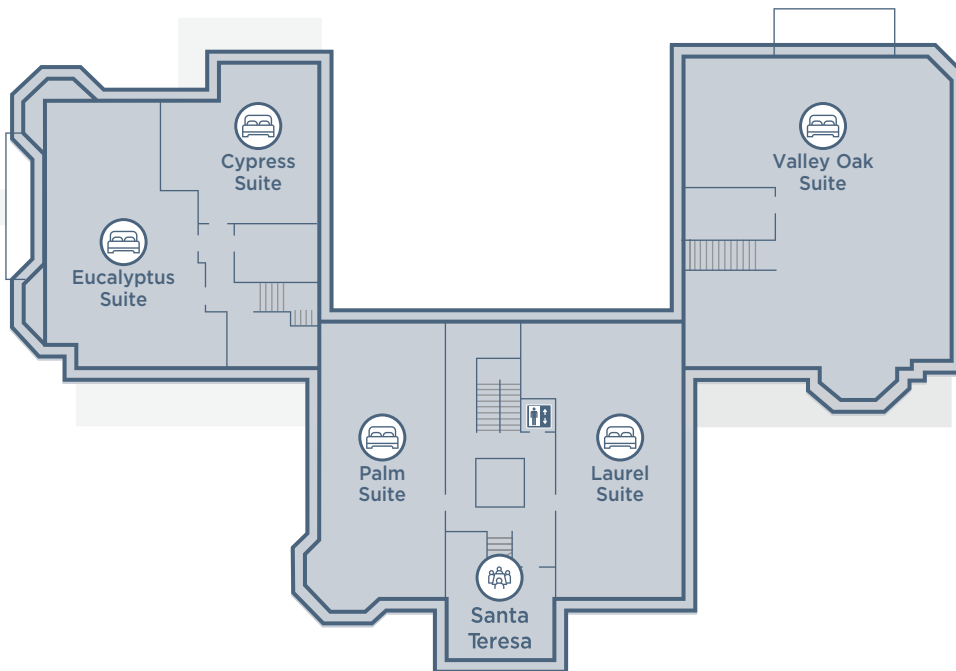
(408) 226-3200

HayesMansion.com

MANSION 2ND FLOOR



MANSION 3RD FLOOR



	Room Name	Dimensions	Ceiling Height	Sq. Ft.	Reception /Physical Distancing	Banquet /Physical Distancing	Theater /Physical Distancing	Classroom /Physical Distancing	U-Shape /Physical Distancing	H-Square /Physical Distancing	Boardroom
	MAIN LEVEL	Hayes Ballroom	87' x 76'	19' 10"	6,600	750/180	500/96	650/88	321/36	87/21	120/30
Hayes 1		43' x 70'	19' 10"	3,010	280/90	240/48	300/44	150/18	60/16	80/20	64
Hayes 2		44' x 70'	19' 10"	3,310	280/90	240/48	300/44	150/18	60/16	80-20	64
Hayes Foyer		20' x 95'	19' 10"	1,900	300/50	180	-	-	-	-	-
Hayes Ballroom Terrace		32' x 162	-	3,224	520/117	312/88	-	-	-	-	-
Hayes Terrace		13' x 47'	-	611	60/16	20/8	-	-	-	-	-
East Lawn		171' x 119'	-	20,349	1,500/550	700/240	-	-	-	-	-
Palm Patio		40' x 50'	-	2,000	120/77	80	288	-	-	-	-
Palm & Ember Restaurant		44' x 50'	11'	2,000	-	160	-	-	-	-	-
Ember Patio		69' x 50'	-	3,450	120/80	80/32	-	-	-	-	-
Westwood Patio		29' x 65'	-	1,885	150/50	80/24	110/23	-	-	-	-
Eagle Rock Patio		29' x 65'	-	540	40/15	30/12	-	-	-	-	-
Willow Glen		19' x 30'	11'	570	60/16	40/16	60/12	24/8	18/5	22/6	22
Orlo's		27' x 48'	11'	1,296	80/36	60/20	-	-	-	-	-
Orlo's Conservatory		19' x 10'	11'	190	30/6	-	-	-	-	-	-
Everis Anson Parlor	21' x 23'	11'	480	50	-	-	-	-	-	-	
Jay Orley Parlor	19' x 20'	11'	380	30	-	-	-	-	-	-	
LOWER LEVEL											
LOWER LEVEL	Edenvale Ballroom	49' x 62'	11'	3,038	280/90	200/60	350/48	140/19	59/16	78/20	50
	Edenvale Foyer	30' x 63'	10'	1,260	150/35	200	-	-	-	-	-
	Chynoweth	32' x 49'	10'	1,568	150/44	90/28	150/27	70/12	40/12	44/14	35
	Lower Lobby Foyer	22' x 95'	12'	2,090	200/60	200	-	-	-	-	-
	Monterey	37' x 48'	12'	1,776	160/50	90/24	200/20	90/15	44/11	50/14	32
	San Martin	28' x 54'	12'	1,512	150/42	90/21	150/23	80/17	40/12	44/14	40
	Morgan Hill	29' x 45'	12'	1,305	120/36	80/24	95/15	65/10	32/10	40/12	32
	Live Oak	22' x 30'	12'	660	50/18	40/16	60/11	24/7	186	21/8	20
	Madrone	22' x 30'	12'	660	50/18	40/16	60/11	24/7	18/6	21/8	20
	San Juan Bautista	22' x 29'	12'	638	30/18	30/12	50/11	26/7	16/6	18/8	14
Black & Reds	30' x 73'	10'	2,190	75/60	-	-	-	-	-	-	
2ND FLOOR											
MANSION	San Jose	24' x 45'	10'	1,180	80/30	60/24	110/19	56/10	34/9	38/10	36
	Guadalupe	24' x 45'	10'	1,180	80/30	70/24	110/23	56/10	34/10	38/12	36
	Almaden	22' x 33'	10'	726	60/20	50/16	70/12	30/7	22/7	26/8	22
	Branham	19' x 36'	10'	684	70/19	40/12	65/11	32/7	24/7	28/8	22
	Alum Rock	18' x 34'	10'	612	65/17	40/16	65/12	28/6	24/9	288/8	22
	Gallery	8' x 72'	10'	576	35	-	-	-	-	-	-
	Berryessa	22' x 25'	10'	550	53/15	40/16	70/13	28/7	24/7	28/8	22
	Blossom Valley	18' x 27'	10'	486	40/13	20/12	50/10	22/4	18/5	20/6	20
	Rose Garden	19' x 20'	10'	380	-	-	-	-	-	-	12
	3RD FLOOR										
Santa Teresa	15' x 19'	10'	285	15/8	10/4	20/4	12/3	10/3	12/4	12	